



# University of Massachusetts, Boston: Sociology



## Sociology Survey Spring Semester 2022

**Course:** B3130-8568: SOCIOL 694 P 1 01 Master's Research Spring 2022  
**Instructor:** Russell Schutt \*  
**Response Rate:** 4/5 (80.00 %)



### 1 - What is your major area of study?

Response Option	Weight	Frequency	Percent	Percent Responses	Means			
Sociology	(1)	4	100.00%					
Criminal Justice	(2)	0	0.00%					
Social Psychology	(3)	0	0.00%					
Other	(4)	0	0.00%					
Undeclared, special student, other college, combination	(5)	0	0.00%					
				0 25 50 100	Question			
Response Rate				Mean		STD		Median
4/5 (80.00%)				1.00		0.00		1.00



### 2 - How many credits had you completed before this semester (not including current semester credits)?

Response Option	Weight	Frequency	Percent	Percent Responses	Means			
First Year (0-23 credits)	(1)	0	0.00%					
Sophomore (24-53 credits)	(2)	0	0.00%					
Junior (54-83 credits)	(3)	0	0.00%					
Senior (84 or more credits)	(4)	0	0.00%					
Graduate	(5)	4	100.00%					
				0 25 50 100	Question			
Response Rate				Mean		STD		Median
4/5 (80.00%)				5.00		0.00		5.00

### 3 - How do you rate this instructor in terms of her/his ability to convey viewpoints and perspectives so that they are clear and precise?

Response Option	Weight	Frequency	Percent	Percent Responses	Means			
Poor	(1)	0	0.00%					
Below Average	(2)	0	0.00%					
Average	(3)	0	0.00%					
Good	(4)	1	25.00%					
Outstanding	(5)	3	75.00%					
				0 25 50 100	Question			
Response Rate				Mean		STD		Median
4/5 (80.00%)				4.75		0.50		5.00

### 4 - How would you describe this teacher's mastery of the specific subject matter of this course?



Response Option	Weight	Frequency	Percent	Percent Responses	Means			
Poor	(1)	0	0.00%					
Below Average	(2)	0	0.00%					
Average	(3)	0	0.00%					
Good	(4)	0	0.00%					
Outstanding	(5)	4	100.00%					
				0 25 50 100	Question			
Response Rate				Mean		STD		Median
4/5 (80.00%)				5.00		0.00		5.00

# University of Massachusetts, Boston: Sociology



## Sociology Survey Spring Semester 2022

**Course:** B3130-8568: SOCIOL 694 P 1 01 Master's Research Spring 2022  
**Instructor:** Russell Schutt \*  
**Response Rate:** 4/5 (80.00 %)



### 5 - How effective is the instructor in creating a class atmosphere that is open to participation?

Response Option	Weight	Frequency	Percent	Percent Responses	Means			
Poor	(1)	0	0.00%					
Below Average	(2)	0	0.00%					
Average	(3)	0	0.00%					
Good	(4)	0	0.00%					
Outstanding	(5)	4	100.00%					
				0 25 50 100	Question			
Response Rate				Mean		STD		Median
4/5 (80.00%)				5.00		0.00		5.00



### 6 - Judging from the overall course plan and the individual lectures, how do you rate this instructor's preparations for class?

Response Option	Weight	Frequency	Percent	Percent Responses	Means			
Poor	(1)	0	0.00%					
Below Average	(2)	0	0.00%					
Average	(3)	0	0.00%					
Good	(4)	1	25.00%					
Outstanding	(5)	3	75.00%					
				0 25 50 100	Question			
Response Rate				Mean		STD		Median
4/5 (80.00%)				4.75		0.50		5.00

### 7 - How would you rate the level of difficulty of the subject matter of this course?

Response Option	Weight	Frequency	Percent	Percent Responses	Means			
Low	(1)	0	0.00%					
Below Average	(2)	0	0.00%					
Average	(3)	1	25.00%					
Above Average	(4)	2	50.00%					
Very High	(5)	1	25.00%					
				0 25 50 100	Question			
Response Rate				Mean		STD		Median
4/5 (80.00%)				4.00		0.82		4.00

### 8 - How would you rate this teacher in terms of fairness of her or his grading practices?

Response Option	Weight	Frequency	Percent	Percent Responses	Means			
Poor	(1)	0	0.00%					
Below Average	(2)	0	0.00%					
Average	(3)	0	0.00%					
Good	(4)	2	50.00%					
Outstanding	(5)	2	50.00%					
				0 25 50 100	Question			
Response Rate				Mean		STD		Median
4/5 (80.00%)				4.50		0.58		4.50

# University of Massachusetts, Boston: Sociology



## Sociology Survey Spring Semester 2022

**Course:** B3130-8568: SOCIOL 694 P 1 01 Master's Research Spring 2022  
**Instructor:** Russell Schutt \*  
**Response Rate:** 4/5 (80.00 %)



### 9 - Overall, how would you evaluate this course?

Response Option	Weight	Frequency	Percent	Percent Responses	Means			
Poor	(1)	0	0.00%	<div></div>	<div><div>4.50</div></div>			
Below Average	(2)	0	0.00%					
Average	(3)	0	0.00%					
Good	(4)	2	50.00%	<div></div>				
Outstanding	(5)	2	50.00%	<div></div>				
				02550100	Question			
Response Rate				Mean		STD		Median
4/5 (80.00%)				4.50		0.58		4.50

### 10 - Overall, how would you evaluate the instructor?

Response Option	Weight	Frequency	Percent	Percent Responses	Means			
Poor	(1)	0	0.00%			4.75		
Below Average	(2)	0	0.00%					
Average	(3)	0	0.00%					
Good	(4)	1	25.00%					
Outstanding	(5)	3	75.00%					
				02550100	Question			
Response Rate				Mean		STD		Median
4/5 (80.00%)				4.75		0.50		5.00

### 11 - Overall, how much do you feel you have learned in this course?

Response Option	Weight	Frequency	Percent	Percent Responses	Means			
Very Little	(1)	0	0.00%			4.50		
Less Than Average Amount	(2)	0	0.00%					
An Average Amount	(3)	0	0.00%					
A Good Amount	(4)	2	50.00%					
An Outstanding Amount	(5)	2	50.00%					
				02550100	Question			
Response Rate				Mean		STD		Median
4/5 (80.00%)				4.50		0.58		4.50

### 12 - What are specific aspects of this course that helped to support your learning?

Response Rate	4/5 (80%)
<ul style="list-style-type: none"> <li>Syllabus is organized and tailored to the students' masters paper step by step</li> <li>The exercises and assignments were helpful to the final project</li> <li>Russ is very knowledgeable about both research in general, as well as data analysis. His mastery of SPSS helped make the course successful for the students.</li> <li>I have legitimately learned more in this class than most every other class I've taken. This has been an eye-opening and fantastic experience the whole way through. I almost want to take it again.</li> </ul>	

### 13 - How could this course be improved to better support your learning?

Response Rate	2/5 (40%)
<ul style="list-style-type: none"> <li>Perhaps a TA who is knowledgeable about not only SPSS, but R or stata as well.</li> <li>Continue to have supportive people teach this class.</li> </ul>	

### 14 - Please describe how your experience in this class this semester was affected by the Covid pandemic?

Response Rate	2/5 (40%)
<ul style="list-style-type: none"> <li>Not at all.</li> <li>Not much.</li> </ul>	